

Sewing Project: Delicious Linen/Cotton Waffle Fabric Shower Curtain

Description



Curtains made with FS Bleached Waffle linen/ cotton

I have made shorts, towels/washcloths and the coziest robe out of this waffle texture fabric. Robe and shorts shown here.
Weâ??ve been pleased with every one of these garments so far but if trying this delicious waffle fabric with clothing is intimidating to you or not to your taste, Iâ??m happy to suggest another fun and simple project for you to consider for your waffle weave fabric. These shower curtains with the sweetest bows. The project is so much more simple than youâ??d imagine and there are twelve beautiful colors in this fabric to choose from.





Curtains made with FS Bleached Waffle linen/ cotton

A typical shower curtain size is a square 70Ã?70 inches to 72Ã?72 inches. Measure your shower space or current shower curtain to find the right size for you. Add enough extra to the measurement for a hem on all four sides depending on how thick of a hem youâ??d like. The waffle fabric comes in a generous 84 inch width and 2 yards would be 72 inches but there is a percentage of shrinking when this fabric is laundered. I would suggest purchasing 3 yards of fabric for the project, and you will be able to make a few towels or wash clothes with the extra portion. I prewashed and dried all of my fabric before making this project to get my measurements accurate.







The ties are made by simply cutting 12 total â?? 2 x 36 inch strips and folding/ sewing them like double fold bias tape and sewing along the edge. I attached each tie on the inside of the curtain along the top at approximately Â½ inch from the top edge of the curtain so that it would be easy to feed the shower curtain liner through the ties if desired. Each tie is made into a lovely little bow and the entire shower curtain is easily removed for washing when needed. I wash my fabric on cold with gentle detergent and dry on warm for a nice soft fluff since I already dealt with any potential shrinkage before starting the project.



Curtains made with FS Bleached Waffle linen/cotton

How cute is the curtain in this yellow and white cheerful cottage style bathroom! I think the texture adds just the right touch while letting the flowers on the wall show off as well. As far as I see from my simple search on the internet, there arenâ??t many options with these sweet bows at the top so you will have a look that no one else has. I canâ??t imagine any other shower curtain in this space now.

The floral wall mural was hand drawn by the artist Anna Nunez and hand painted by her and her sister. And I, Mom, or Ma Ma Osaâ?¦. was very sweetly asked to make the shower curtain to tie it all together. I would encourage all skill levels to try this project.

CATEGORY

1. SEWING PROJECTS

Category

1. SEWING PROJECTS

Date Created
May 30, 2024
Author
alisha-cooke