



Linen Christmas Stocking

Description

It's time to get ready for the holidays using my favorite fabric. That's right-LINEN!

These classic stockings are the perfect thing to make if you are tired of the same ol' holiday decorations. They are incredibly easy to make and can be embellished however you like.

Jazz up your stockings with some embroidery, sparkles, or ribbon. Today, I am showing a basic design for Christmas stockings that you can hang from your fireplace. The only thing left for you to do is decide what to stuff them with for Christmas day!

**Materials:**

- Natural Linen
- Ribbon (I chose green and red. You can guess why!)
- Scissors
- Sewing machine (you can also hand-stitch this if you like)

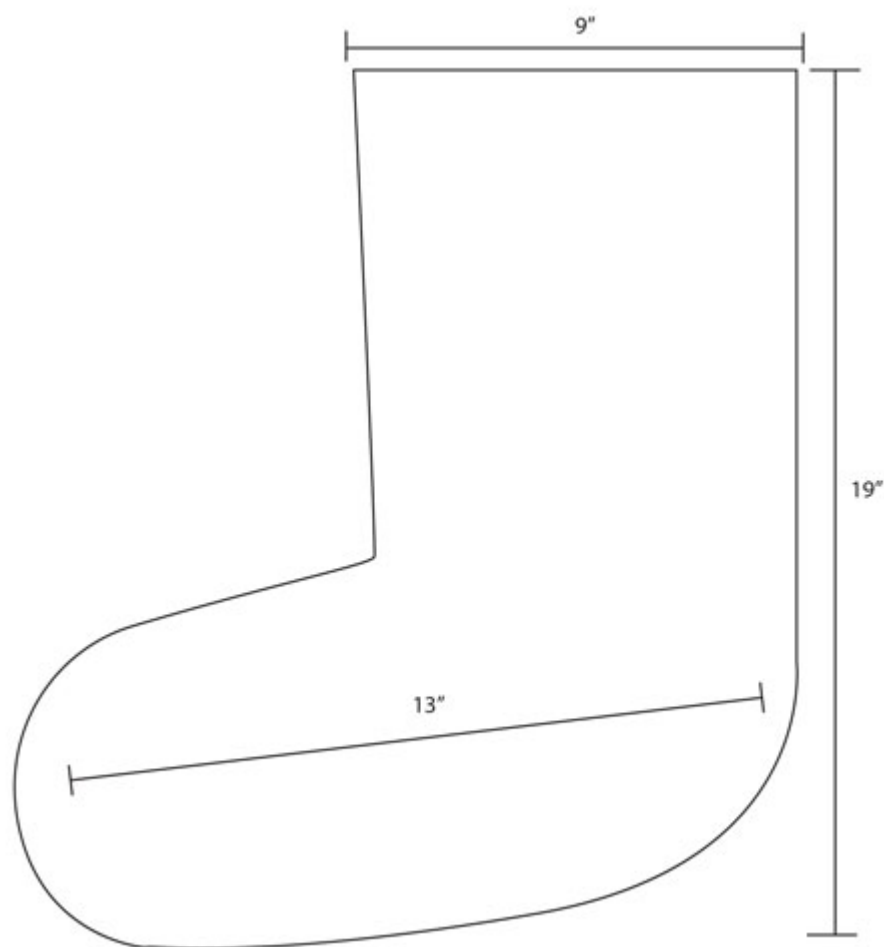


Get your linen prepped and ready to go. I chose natural linen because I wanted something simple that I could decorate with festive ribbons.



I laid out all my festive ribbons beforehand too. Just so I knew what my options were for later! If I had some glitter- things might have gotten crazy. Luckily, I've kept this stocking fairly classy for the purpose of this tutorial and


controlled myself.




Using the pattern above, trace and cut two stockings from your linen.



Cut two identical pieces from your fabric after you trace your pattern.



You will end up with two pieces of linen that look like this.



Attach the two pieces together by seaming along all the edges except for the top opening.



Hem the top edges by folding the top over a $\frac{1}{2}$ inch and then over again. Seam the the fold around the entire edge. You can also sew a small length of ribbon at the top corner so you can easily hang your stocking. I attached

this with a few simple stitches.



Iron your stocking so the seams lay flat. We are all done! Now its time to make it a little more festive.....



I tied a green ribbon across the top of the stocking and finished it with a bow. You can do the same or think of something else that brings adds a little Christmas spirit to your stocking!

**I hope this easy craft helps you jump into the holiday season! Leave me your comments and let me know your ideas. How do you get ready for the holidays? What kinds of festive crafts do you enjoy this time of year?*

CATEGORY

1. TUTORIALS

Category

1. TUTORIALS

Date Created

November 26, 2011

Author

novembrino